

Dear Parade Participant:

Thank you for participating in our upcoming Rockin' Rogers Days Grande Parade on Saturday, June 23, 2018!

- The parade set up will take place in and around the parking lot of the Northridge Fellowship Church on Main Street in Rogers. Line up is from 9:30 – 11:15AM (the road will be closing at 11:00) and the parade will begin at Noon.
- You may want to bring refreshments for while you wait for the parade to begin.
- There is no parking for non-parade vehicles in the set up area. Let your participants know.
- For large groups please try to gather ahead of time away from the set up area and arrive as a group to help us avoid congestion at the check in point.
- The route will begin North up Main Street and turn right onto John Deere Lane. **Please note: The parade route will cross over County Rd. 81. Please arrange to have people meet your group on John Milless Drive for pick up.**
- We are attaching a map of the parade route with the parade rules.
- Please refer to the Rogers Lions web site www.rogersmnlions.org if you would like to see another map of the parade route.

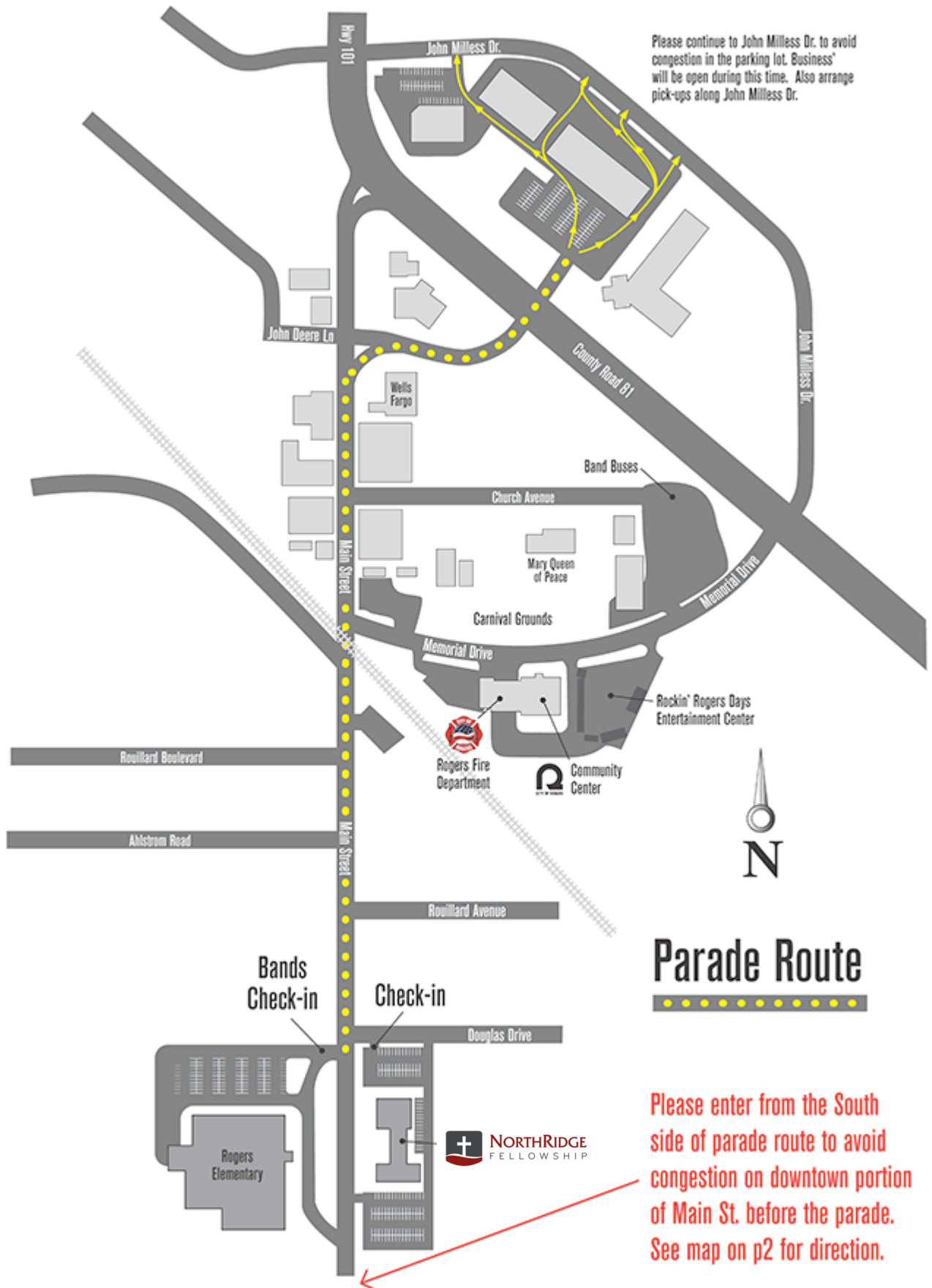
NOTE:

For the safety of the children, if you are planning to give away candy during this parade, you cannot throw it from any vehicle or trailer. Please hand it out to the children with people walking near the curb. Parade units that do not follow these rules will be asked to stop distributing candy and may not be allowed to participate in our parade in the future.

- **All animal units must pick up after their animals.** (Thank you!)
- Please keep approximately 3 car lengths between you and the unit ahead of you - too much or too little space between units in the parade can be an issue.

If you have questions please call Cindy Scholla at 612-280-3759. We look forward to seeing you on Saturday, June 23rd!

Your line up number will be emailed to you approximately 1 week prior to the parade.



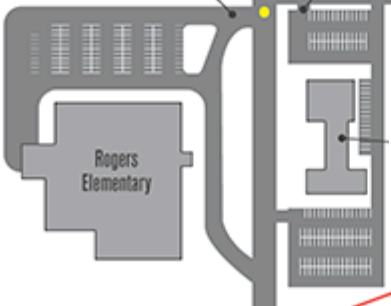
Please continue to John Milless Dr. to avoid congestion in the parking lot. Business' will be open during this time. Also arrange pick-ups along John Milless Dr.

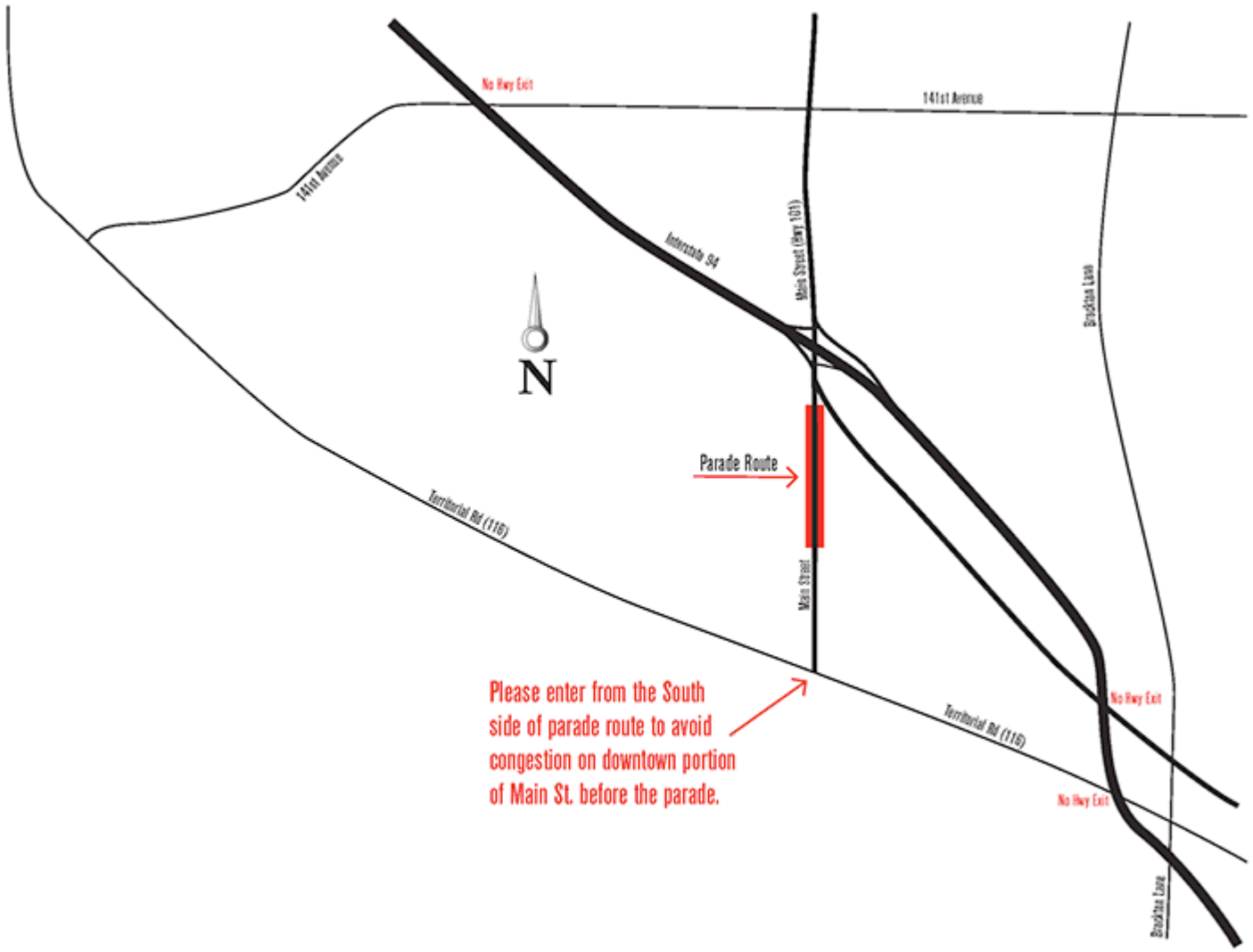
Parade Route

Please enter from the South side of parade route to avoid congestion on downtown portion of Main St. before the parade. See map on p2 for direction.



Bands Check-in
Check-in





Please enter from the South side of parade route to avoid congestion on downtown portion of Main St. before the parade.

Rogers Lions Club
Rockin Rogers Days Parade

Rules and Regulations

Acceptance: The committee will notify you by email, fax or phone. Acceptance into the parade will depend on the availability of pre-determined space. The committee will select 90 to 100 units for the parade.

Insurance: All entries must be covered by required insurance against any and all loss, damage, personnel injury or fire.

Route Marshals: The movement of the parade is very important. Personnel will be located along the parade route to direct entries and ensure this continuity. Units will stay within 50 ft. of each other to maintain safe distance and to prevent gaps.

Parade Marshals: Have the right to remove entries from the parade. Individuals not following requirements of participation will be denied subsequent participation and/or may be asked to immediately leave the parade.

Candy or Hand-Out Items: **For safety,** these items will not be thrown from any float or vehicle. Candy and hand-outs can only be handed out by persons walking along the curbside. Groups or persons who do not comply with this regulation will be asked to leave the parade and not allowed to return the following year.

Conduct: All participants must conduct themselves in a respectful, courteous and orderly manner.

Safety: All vehicles, floats and mechanical equipment must be in sound and safe condition.

Generators: Portable generators used in conjunction with float lighting and sound equipment must be securely fastened. A minimum of 12" of clearance should separate any part of the generator from combustible materials. At least one 5 lb. ABC fire extinguisher is required on board for floats using generators. NOTE: No open flames will be allowed.

Floats and Trailers: Will have hitch safety pins and chains in place and will be checked by one of the parade marshals in the line-up area.

Persons on Floats, Trailers, or Flatbed Trucks: No person is permitted to ride on a float or trailer in the parade other than those designated by the sponsor to appear thereon. All persons on floats or trailers will have handholds while they are moving, NO dangling of feet over the edge of any floats, trailers or flatbed trucks.

Children: Children under the age of 12 on floats or trailers will be under the supervision of an adult parent or designated guardian.

Alcohol: Alcoholic beverages in the assembly area or by participants in the parade are prohibited. Violators may be cited by the Rogers Police Department.

Thank you everyone for following the above rules, lets have fun and a great parade day.

The Rockin' Rogers Parade Committee

Rocking Rogers Days Parade

Safety Check List

- _____ Vehicle, float, trailer in sound and safe condition.
- _____ Hitch safety pins and chains in place.
- _____ Handholds for persons riding on floats, trailers, flatbed trucks.
- _____ Children under 12 on floats, trailers, flatbed trucks under supervision of adult.
- _____ Generators securely fastened and away from combustible materials.
- _____ No alcohol beverages.
- _____ Proper dress and attire.